



# ZOOM® SOFTWARE SUITE

Version 7.1

The ZOOM® Software Suite is comprised of ZOOM® Platform and a wide variety of optional modules available individually based on required functionalities.

### Available languages

- English
- French
- Russian\*
- Spanish
- Portuguese
- Mandarin Chinese\*

Designations are only available in English.

## ZOOM® Platform

ZOOM® Platform is composed of the following software applications:

Software	Description
ZOOM® Server	Windows Service to create new databases, manage existing databases, control communication between the various applications, and manage all measurement requests.
ZOOM® Configuration	A graphical user interface used to describe equipment configuration within the ZOOM® system, set alarms and event thresholds, as well as set the intervals on which automatic measurements will be taken.
ZOOM® Application	A graphical user interface that offers various tools and graphic features for taking manual measurements, acknowledge alarms, display results, and monitor equipment status.
ZOOM® Server Status	Windows Service to monitor and announce the status of the ZOOM® Software Suite at Controller level.

## Available Software Packages

### Data Acquisition Software Packages



ZOOM® Platform is complemented by acquisition modules dedicated to data acquisition equipment use and configuration. The following table lists the available acquisition modules:

Module	Description	Equipment**
ZOOM® ZPU5000™	A software package used for fast data acquisition, protection, advanced data analysis and diagnostic.	ZPU™-5000
ZOOM® ThermaWatch® Stator	For trending and alarming of the stator temperature.	HAVSM for TWS™ sensors
ZOOM® Look	To monitor trends and alarms for slow evolving parameters.	STATE™-100, PCU™-100, STATE™-200 and STATE™-300
ZOOM® PDA200	Adds partial discharge analysis and display functionalities to ZOOM® Platform.	PDA-200
ZOOM® SFA100	Adds stray flux analysis and display functionalities to ZOOM® Platform for turboelectric generators.	SFA-100

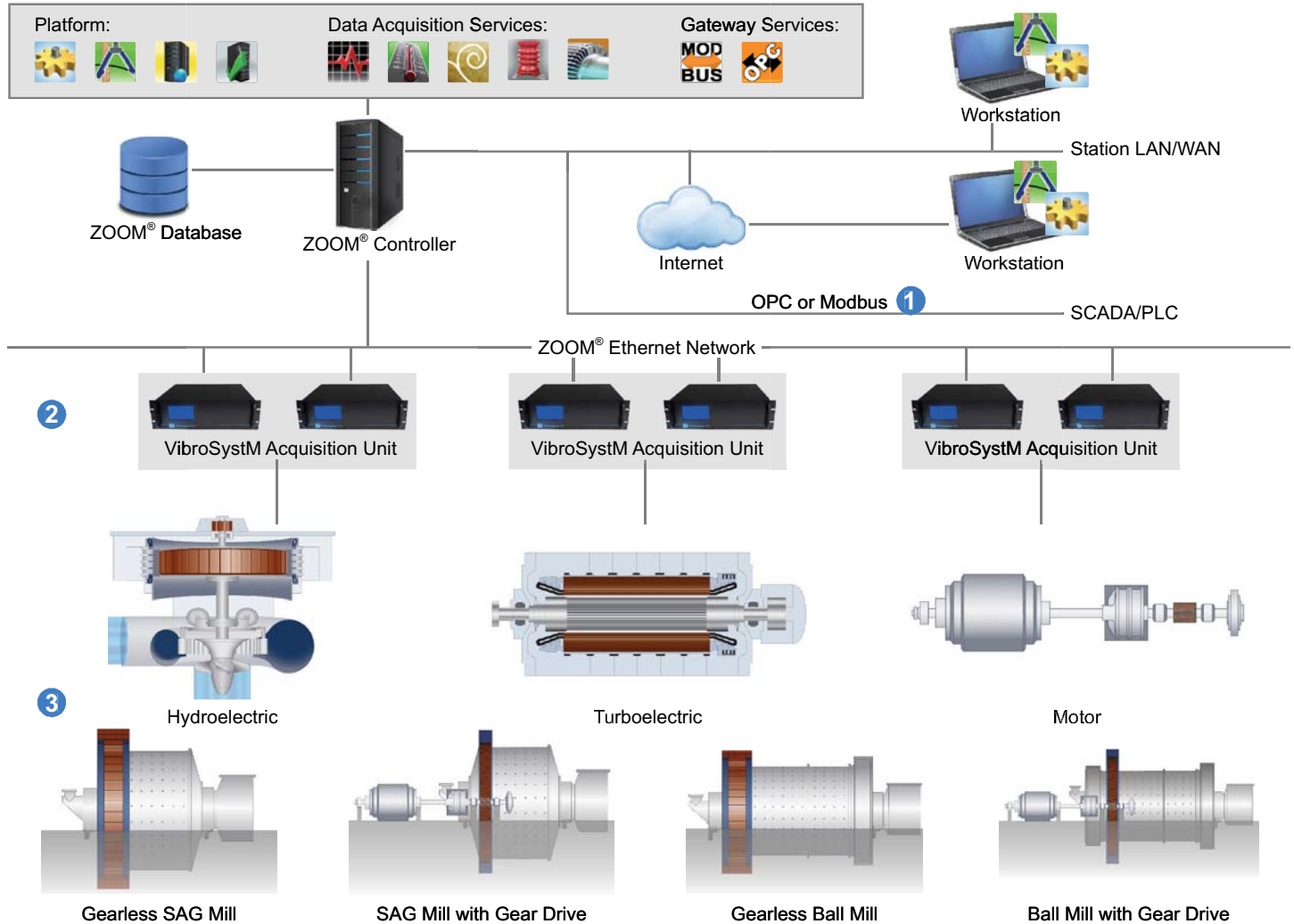


## Gateway Software Package

ZOOM<sup>®</sup> Platform may be complemented by gateway modules, providing connectivity between the ZOOM<sup>®</sup> system and an external control system (ex.: SCADA)

Software package	Description	Protocol
ZOOM <sup>®</sup> Modbus 	A bi-directional communication gateway that collects data from the plant's control system while making ZOOM <sup>®</sup> trending data available to it.	Modbus RTU or TCP
ZOOM <sup>®</sup> OPC 	A bi-directional communication gateway that collects data and alarm messages from the plant's control system while making ZOOM <sup>®</sup> Trending data, ZOOM <sup>®</sup> Alarm and events available to it.	OPC DA 2.05 a and OPC AE 1.10 over Ethernet

## Overview



- 1 Trends are available from the Controller or ZPU<sup>™</sup>-5000 via Modbus protocol-based communication. The Controller can use an Ethernet or an RS-485 link, while the ZPU<sup>™</sup>-5000 communicates through an RS-485 link.
- 2 Various equipment components are available for covering specific functionalities. Currently available equipment includes: ZPU<sup>™</sup>-5000, SFA-100, PDA-200, HAVSM for TWS<sup>™</sup> sensors, STATE<sup>™</sup>-200, and STATE<sup>™</sup>-300.
- 3 ZOOM<sup>®</sup> is available for hydroelectric units, turboelectric generators, wind turbines, large reversible pump storage units, large rotating mills, and mining machinery.



## Computer requirements for ZOOM® Controller: Recommended configurations

OS	Database Management Systems	Recommended Hardware
Windows Server 2003	Recommended: • Microsoft SQL Server 2008 Standard, 10 CAL Also supported: • Sybase 8	<ul style="list-style-type: none"> <li>• Server type computer</li> <li>• Processor: 2 GHz or faster multi-core</li> <li>• 4 GB of RAM</li> <li>• DVD burner</li> <li>• Dual Ethernet network card for LAN/WAN settings</li> <li>• SVGA at 1280 x 1024, 32-bit color</li> <li>• 4 GB of free disk space on the installation drive</li> <li>• 250 GB or more of free disk space for databases</li> </ul>
Windows Server 2008 R2	Recommended: • Microsoft SQL Server 2008 Standard, 10 CAL • Microsoft SQL Server 2012 Standard, 10 CAL Also supported: • Sybase 8	<ul style="list-style-type: none"> <li>• Server type computer</li> <li>• Processor: 2 GHz (64-bit processor) or faster multi-core</li> <li>• 4 GB of RAM</li> <li>• DVD burner</li> <li>• Dual Ethernet network card for LAN/WAN settings</li> <li>• SVGA at 1280 x 1024, 32-bit color</li> <li>• 4 GB of free disk space on the installation drive</li> <li>• 250 GB or more of free disk space for databases</li> </ul>
Windows Server 2012	Recommended: • Microsoft SQL Server 2008 Standard, 10 CAL • Microsoft SQL Server 2012 Standard, 10 CAL Also supported: • Sybase 8	<ul style="list-style-type: none"> <li>• Server type computer</li> <li>• Processor: 3.1 GHz (64-bit processor) or faster multi-core</li> <li>• 8 GB of RAM or more</li> <li>• DVD burner</li> <li>• Dual Ethernet network card for LAN/WAN settings</li> <li>• SVGA at 1280 x 1024, 32-bit color</li> <li>• 4 GB of free disk space on the installation drive</li> <li>• 250 GB or more of free disk space for databases</li> </ul>

- Not recommended: Windows XP Pro SP3, and Windows 7
- Not supported: Windows Vista and Windows 8 (ZOOM® Base is not compliant)

## Computer requirements for ZOOM® Workstation:

### Recommended Hardware

- Processor: 1GHz or faster multi-core
- 2 GB of RAM or more
- Ethernet network card for LAN/WAN settings
- CD or DVD drive
- SVGA at 1280 x 1024, 32-bit color
- 2 GB of free disk space on the installation drive

### Operating System requirements

- Windows XP Pro SP3, Windows 7, Windows 8
- Also available with limitations: Windows Vista

\* Only the Latin alphabet is supported in the database.

\*\* Equipment Sold Separately.